

## LED EMERGENCY DRIVER

### Description:

The Espen Technology VEMB8W-10V (S) Emergency Lighting Inverter works with Espen's commercial downlight or other 0-10V dimming fixture. VEMB8W-10V provides a maximum load of 8 Watts, it is suitable for 0-10V dimming fixture application via switching 0-10V signal internally. VEMB8W-10V (S) allows the connected fixture(s) to be on, off, switched or dimmed without affecting emergency operation. Each unit consists of electronic circuitry; lithium-ion battery, charger enclosed in a steel case and equipped with flexible conduit.

### Electrical:


- Universal 120-347V AC, 50/60Hz Input
- Open Circuit Voltage 170VDC
- Charge/Power "ON" LED Indicator Light and Push-to-Test Switch for Code Compliance Testing
- Long Life, Maintenance Free, Lithium-Ion Battery
- Output Short and Overcurrent Protection: Electronic Limiting, with Normal Operation Resuming
- 90 Minute Minimum Emergency Operating Time Over Full Temperature Range
- 24 Hour Maximum Battery Recharge Time
- Self testing monthly, CEC compliant

### Installation:

- For Use with Switched or Un-Switched Fixtures
- Does Not Affect Normal Operation
- Emergency Inverter and Fixtures Must be Fed from Same Branch Circuit

### Warranty:

- 5 years
- Meets UL924



### Model: VEMB8W-10V (S)

Description:  
Operates Espen Commercial Downlight  
0-10V Dimming fixture up to 50W

### Technical Specifications

#### Input Voltage

120-347VAC

#### Lamp Operated

Espen Commercial Downlight  
0-10V Dimming Fixture up to 50W max.

#### Emergency Operation

90 mins

#### Operating Temperature

5C/40F - 50C/120F

#### Battery

Lithium-Ion

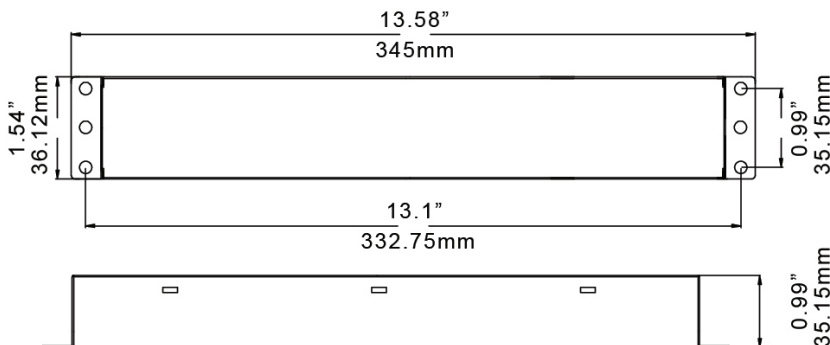
#### Housing

Durable Steel Housing Contains LED Driver and Battery,  
Equipped with 13 inches Flexible Conduit

#### Approval

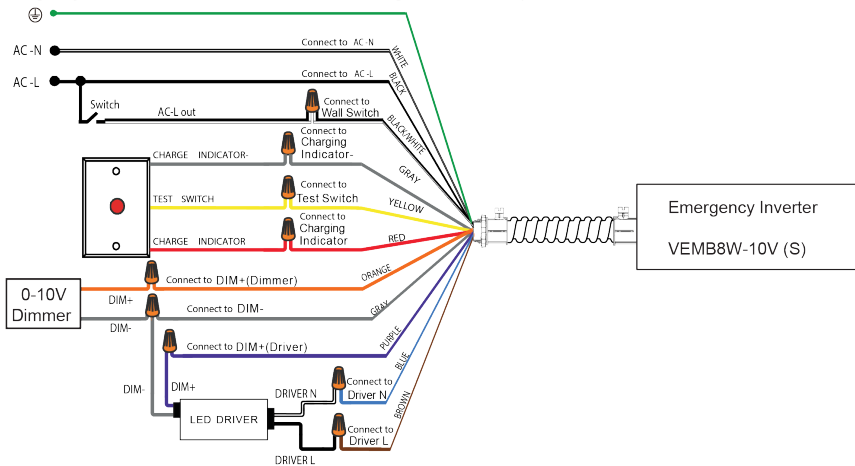
Meets UL924

### Case Dimensions:

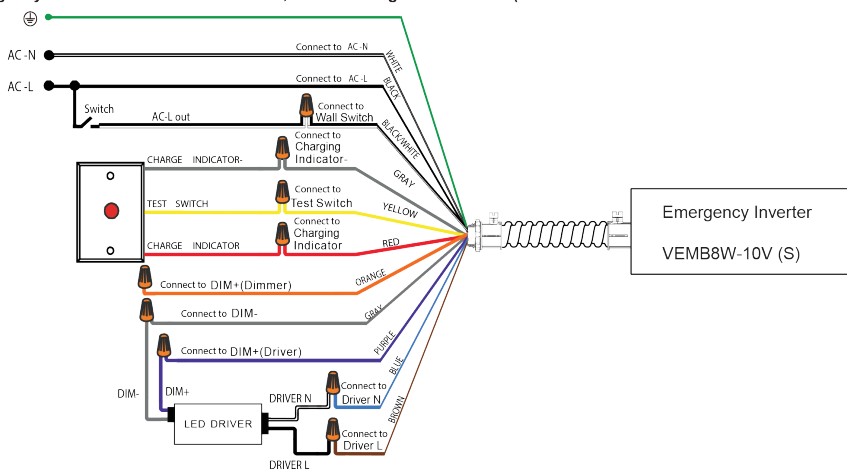


### Wiring Diagram:

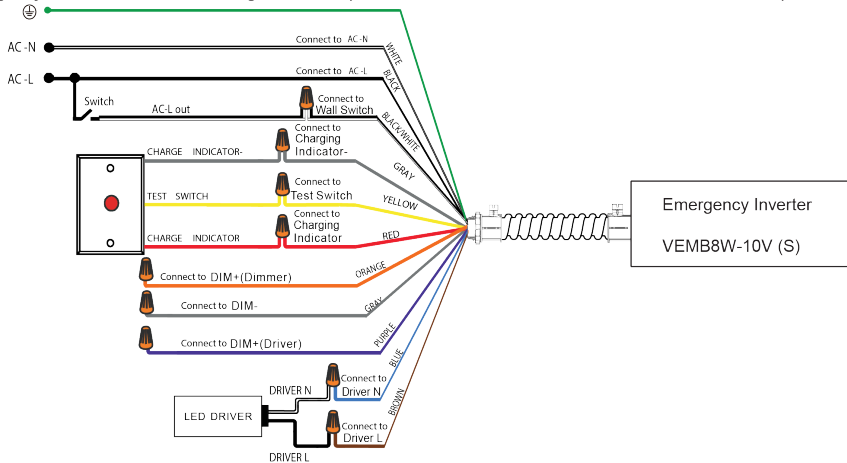
1. Emergency Solution with 0-10V LED driver and using 0-10V dimmer (\* LED DRIVER INPUT POWER NOT GREATER THAN 50W)



2. Emergency Solution with 0-10V LED driver, without using 0-10V dimmer (\* LED DRIVER INPUT POWER NOT GREATER THAN 50W)



3. Emergency Solution with non-dimming LED driver (\* LED DRIVER INPUT POWER NOT GREATER THAN 8W)



User Manual

[VEMB8W-10V \(S\)\\_Manual.pdf](#)