

CoreTech Type C Linear

L48T8/840/15G-XT

Commercial Grade LED Linear Lamp



Descriptions:

The CoreTech (Type C) lamps are designed to be the perfect retrofit solution to move from traditional fluorescent lamps to energy saving LEDs with best controllability. This lamp with paired driver provides full controllability with proven energy savings, long life, surge suppression and industry leading safety features.

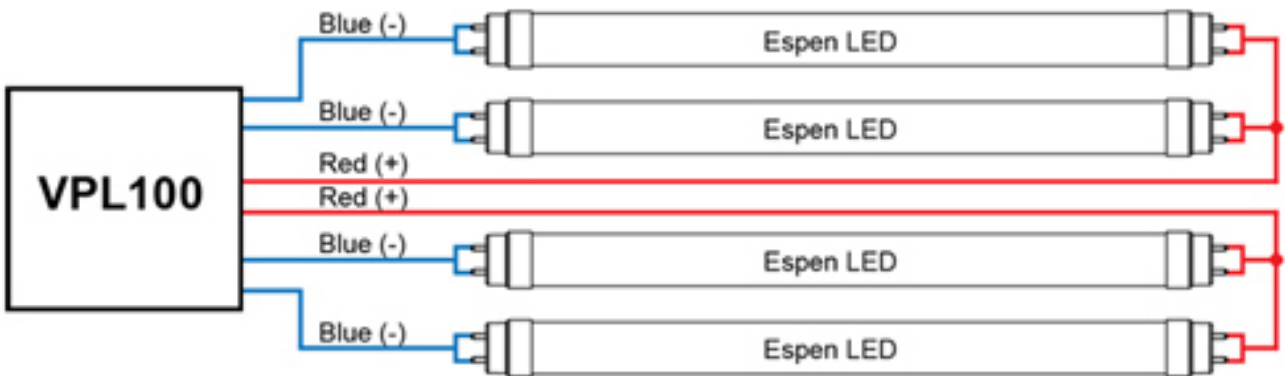

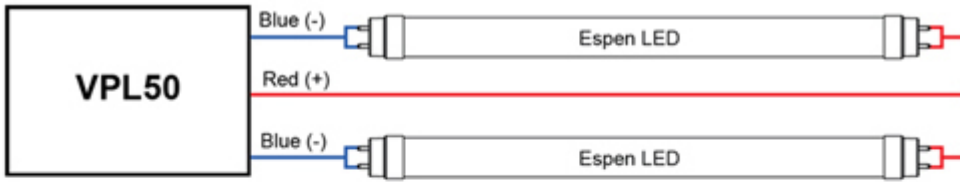
Features & Benefits:

- Advanced dimming with Pro-DIM technology: 0-10V and/or AB dimming
- No Polarity: lamp ends can be reversed
- Same wiring as fluorescent lamp/ballast system
- UL 1598C for safety
- Full glass as fluorescent T8
- Smooth, Consistent Light
- Suitable for Dry and Damp Locations
- High CRI
- Instant on
- 50,000 hours with no limitation on On/Off Cycles
- Evaluated for use in totally enclosed, recessed luminaires, surface mount wall and ceiling luminaires, outdoor luminaires (open surface mount luminaires with compartment protection from weather)
- For use with Class 2 driver only
- 5 Year Warranty

Specifications:

Ordering Code	Length (in)	Lamp Current	Lamp Wattage	System Wattage	CCT (K)	Initial Lumens	CRI	Beam Angle	Lamp Efficacy	System Efficacy
L48T8/840/15G-XT	48 in	250mA	10	11.4	4000K	1650	82	325	165	150
L48T8/840/15G-XT	48 in	300mA	12	15	4000K	1800	82	325	150	120
L48T8/840/15G-XT	48 in	360mA	15	18	4000K	2200	82	325	146	122

Wiring Diagram:



DLC Listing:

Ordering Code	DLC Product ID	DLC Product Model	DLC Version
L48T8/840/15G-XT	PIFNEF1I	L48T8/840/15G-XT (2L)	5.1
L48T8/840/15G-XT	PZV5E4MK	L48T8/840/15G-XT N	5
L48T8/840/15G-XT	P4SJF8AD	L48T8/840/15G-XT H	5

Specification data is based on tests performed in a controlled environment and represents relative performance. Actual performance can vary depending on operating conditions. Application and performance data subject to change without notice. All specifications are nominal unless noted otherwise.