

# CoreTech Type C Linear

## L48T5/850/24G-XT

### Commercial Grade LED Linear Lamp



#### Descriptions:

The CoreTech (Type C) lamps are designed to be the perfect retrofit solution to move from traditional fluorescent lamps to energy saving LEDs with best controllability. This lamp with paired driver provides full controllability with proven energy savings, long life, surge suppression and industry leading safety features.

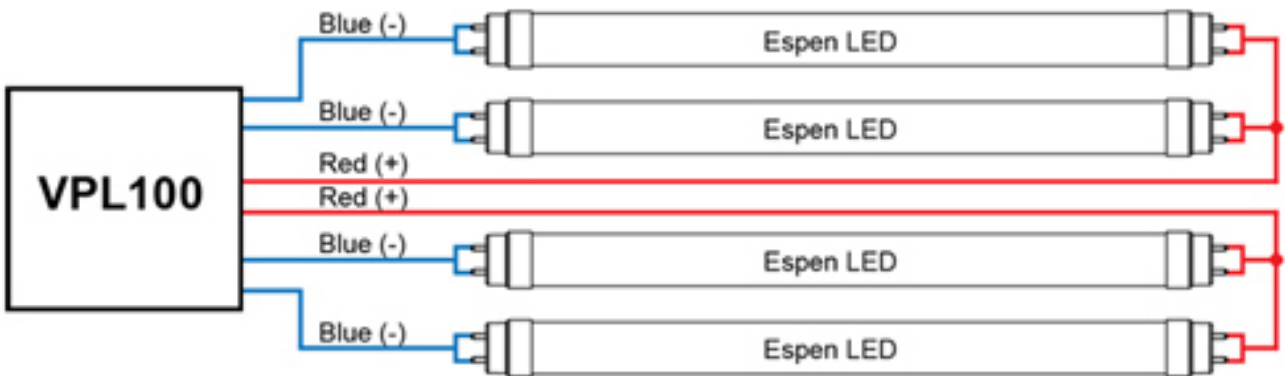

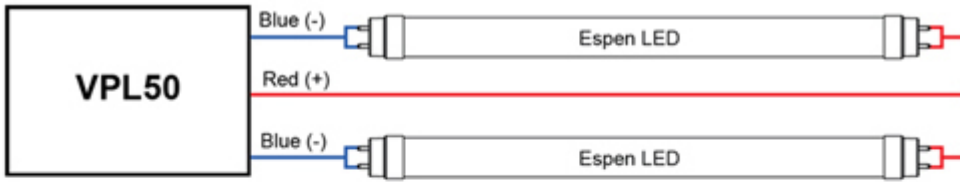
#### Features & Benefits:

- Advanced dimming with Pro-DIM technology: 0-10V and/or AB dimming
- No Polarity: lamp ends can be reversed
- Same wiring as fluorescent lamp/ballast system
- UL 1598C for safety
- Full glass as fluorescent T5
- Smooth, Consistent Light
- Suitable for Dry and Damp Locations
- High CRI
- Instant on
- 50,000 hours with no limitation on On/Off Cycles
- Evaluated for use in totally enclosed, recessed luminaires, surface mount wall and ceiling luminaires, outdoor luminaires (open surface mount luminaires with compartment protection from weather)
- For use with Class 2 driver only
- 5 Year Warranty

#### Specifications:

Ordering Code	Length (in)	Lamp Current	Lamp Wattage	System Wattage	CCT (K)	Initial Lumens	CRI	Beam Angle	Lamp Efficacy	System Efficacy
L48T5/850/24G-XT	48 in	250mA	11	14	5000K	1700	82	240	155	122
L48T5/850/24G-XT	48 in	360mA	15	18	5000K	2200	82	240	146	122
L48T5/850/24G-XT	48 in	500mA	24	27	5000K	3300	82	240	138	122

Wiring Diagram:



**DLC Listing:**

Ordering Code	DLC Product ID	DLC Product Model	DLC Version
L48T5/850/24G-XT	N/A	N/A	N/A
L48T5/850/24G-XT	P1AYUVRB	L48T5/850/24G-XT N	5
L48T5/850/24G-XT	P54XFHD8	L48T5/850/24G-XT H	5

Specification data is based on tests performed in a controlled environment and represents relative performance. Actual performance can vary depending on operating conditions. Application and performance data subject to change without notice. All specifications are nominal unless noted otherwise.